Gear Ratio Chart

Reduction Type	Driver (Driving) # of Teeths	Driven (Follower) # of Teeths	Gear Ratio	
Gear	12	84	7.000	7:1
Gear	12	60	5.000	5:1
Gear	24	84	3.500	7:2
Gear	12	36	3.000	3:1
Gear	24	60	2.500	5:2
Gear	36	84	2.333	7:3
Gear	12	24	2.000	2:1
Gear	36	60	1.667	5:3
Gear	24	36	1.500	3:2
Gear	60	84	1.400	7:5
Gear	12	12	1.000	1:1
Gear	24	24	1.000	1:1
Gear	36	36	1.000	1:1
Gear	60	60	1.000	1:1
Gear	84	84	1.000	1:1
Gear	84	60	0.714	5:7
Gear	36	24	0.667	2:3
Gear	60	36	0.600	3:5
Gear	24	12	0.500	1:2
Gear	84	36	0.429	3:7
Gear	60	24	0.400	2:5
Gear	36	12	0.333	1:3
Gear	84	24	0.286	2:7
Gear	60	12	0.200	1:5
Gear	84	12	0.143	1:7
HS Chain				

Stronger Torque

Faster Speed

Driver (or Driving) = Gear attached to a motor.
Driven (or Follower) = Gear doing useful work.

Driving Gear	Driven Gear	Speed	Torque
Small	Large	Decrease	Increase
Large	Small	Increase	Decrease

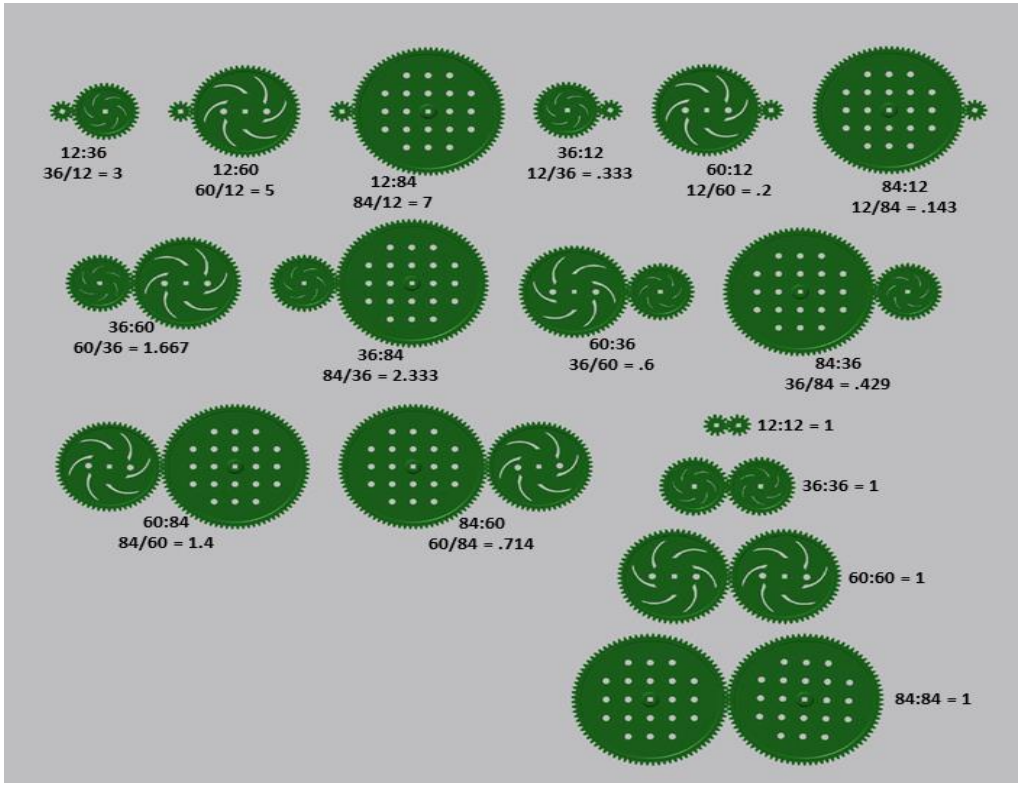

$$\text{Gaer Ratio} = \frac{\text{\# of Follower teeth}}{\text{\# of Driver teeth}} = \frac{12 \text{ teeth}}{36 \text{ teeth}} = \frac{1}{3} = 1:3$$
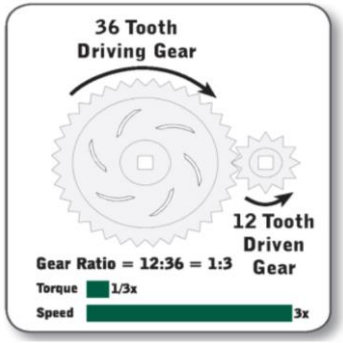
– Read as 1 to 3
– 1 turn of the driver will turn the follower 3 times